




# THE REHAU TRIPLE TRACK PATIO DOOR



Established 1979



# Sun Trade

## The REHAU Triple Track Patio Door

The REHAU Triple Track Sliding Door has been designed around maximising glazing and viewing areas whilst maintaining its versatility and expansive range of styles.

With a maximum opening width of 5m and height of up to 2.4m, our triple track patio door is the perfectly suited for both standard and grander openings. Available in a broad range of styles, from 2 to 6 pane, the new door range is as versatile as it is beautiful.

Our triple track creates a 'cinematic' door with large spans of glass, minimum site lines and maximum openings for the ultimate visual experience.

Available in a low maintenance PVCu profile, 3 star diamond approved security locking and Planitherm glazing as standard. This door range not only looks fantastic but performs exceptionally well in every aspect.

The range is further complimented with multiple colour options designed to suit any type of property, view the full range on page 6.





### Material

All of our REHAU window and door profiles are manufactured from high performance, weather-resistant, impact modified RAU PVC 1406. Our renowned high gloss profiles are extruded to CEN A standard and have been refined over years of window system research and production.

### Ancillaries

All ancillary profiles are compatible across the entire REHAU TOTAL 70 range for a ease of ordering and installation.

### Climatic Performance and Security

All our REHAU systems are tested to the highest levels of performance in all aspects. When it comes to weather performance, the Triple Track patio door system is no exception.

### Versatile Glazing

Available in both 28mm and 36mm glazing options our comprehensive range of glazing options can be tailored to your exact needs.

### Hardware

We offer a complete solution with bespoke branded hardware including handles, rollers and locking mechanisms with up to 12 point locking and additional corner hooks for advanced security.

### Quality Assurance

At Sun, our products are subjected to the most stringent-in-house quality controls, incorporating a quality assurance system to BS EN/ISO 9001 ensuring consistency of product quality.

### Range of Colours

The REHAU Triple Track sliding door is available in a wide array of colours, from white to a range of woodgrain laminate options as below;

- Anthracite Grey
- Black Brown
- Clotted Cream
- Golden Oak
- Rosewood
- Simply White
- Slate Grey

A further range of woodgrain and solid colour laminate options are available, the full range is detailed on page 6.

### Thermal Performances

Although this sliding door has been designed with structural integrity at the forefront, this does not take away its excellent thermal performance. With standard argon filled double glazed units, the triple track patio door can easily achieve some of the best U Values on the market to date.









## Colour Options


The REHAU Triple Track is available in an array of colour options from stock, offering the customer the opportunity to choose a colour scheme to match your home - both inside and out.

We also offer a wide range of specialist colours to compliment our standard range.

### Standard Colours




Anthracite Grey  
on White (Grained)




Anthracite Grey  
on White (smooth)



Golden Oak  
on White



Rosewood  
on White



Slate Grey  
on White (smooth)



White



Golden Oak




Rosewood

### Specialist Colours



Black Brown  
on White



Clotted Cream  
on White



Whitegrain  
on White




Anthracite Grey  
(grained)



Anthracite Grey  
(smooth)




Black Brown



Clotted Cream



Whitegrain  
(simply white)



Slate Grey  
(smooth)

Please note that due to print limitations the colours above are only as accurate as the printing process allows.



## Uncompromising Quality and Service.

For nearly 40 years we have been at the forefront of the UPVC industry. Continued investment in new sites, machinery and staff year on year ensures that our customers receive the best products backed by industry leading service.

To find out more about any products listed here, or services we provide, feel free to give us a call. We'll be more than happy to help.

### Head Office

T: 01656 746 650  
F: 01656 746 786

### Bristol

T: 01179 413 013  
F: 01179 413 012

### Camberley

T: 01276 469 212  
F: 01276 469 213

### Cardiff

T: 02920 485 850  
F: 02920 485 853

### Dartford

T: 01322 537 269  
F: 01322 553 158

### Epsom

T: 01372 725 404  
F: 01372 725 463

### Fareham

T: 01329 285 350  
F: 01329 285 349

### Gloucester

T: 01452 304 107  
F: 01452 304 109

### Newbury

T: 01635 886 047  
F: 01635 365 01

### Plymouth

T: 01752 667 500  
F: 01752 667 501

### Poole

T: 01202 710 300  
F: 01202 710 302

### Porthcawl

T: 01656 670 340  
F: 01656 746 121

### Swindon

T: 01793 484 519  
F: 01793 497 036

### Tiverton

T: 01884 255 111  
F: 01884 255 114

### Watford

T: 01923 920 948  
F: 01923 271 077

### Whitland

T: 01994 240 652  
F: 01994 240 653

E: [sales@suntradewindows.com](mailto:sales@suntradewindows.com) W: [www.suntradewindows.com](http://www.suntradewindows.com)



### Sun - A Name You Can Trust



Disclaimer: Due to our policy of continual improvement we reserve the right to change the specification on our products without prior notice. All photographs and diagrams are for illustration purposes only and are as colour accurate as the printing process allows. © Copyright reserved.